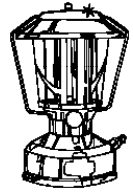




CAMP POWHATAN



GETTING STARTED



1 What to Expect on Sunday

Arrival

Troops should plan on arriving at Camp Powhatan between **1:00 and 2:30 p.m.** on Sunday. Check-in takes place at the Scoutcraft Shelter. A staff member will greet you in the parking lot and direct your trip leader toward the Camp Director who will register your group. Meanwhile, a staff guide will lead the rest of the unit to the troop site where an inspection will be conducted of all tents and facilities. Please understand that campsites are assigned based on special needs and numbers of participants; units are not guaranteed sites. Units traveling with gear in a trailer will be permitted to drive the trailer to their campsite. After the inspection, all Scouts and leaders not participating in an aquatics merit badge during the week should quickly change into their swim trunks to take the swim test. Do not use this time to set up camp! Only one vehicle per troop is allowed in the campsite at a time to unload so consolidate your gear in the fewest vehicles possible.

Paperwork

Please refer to the unit check list found in the Administrative Section to help ensure your unit has all the necessary documents for camp.

Your trip leader's first stop will be with the Camp Director who will check for a **Tour Permit, proof of Troop Insurance** and make sure all fees are paid. **The Camp Director will need to collect one copy each of your rosters.** At this station, your unit will receive a fireguard chart, map of camp, camp emergency forms, and a job description for the troop health officer.

Camp Tour

During the camp tour, your troop guide will point out all camp landmarks and program areas.

- **Medical Recheck**

Remember to bring both your medical form and medications to the station. The medical recheck is designed to make sure that there have been no significant changes in the participant's health since his or her last physical exam. If all signatures and required information are present, then a buddy tag will be issued to the participant. Troops are encouraged to place their forms alphabetically in a three ring binder to help speed the recheck process. **Please do not place your forms in plastic sheet protectors.**

National policy requires that all medications (adults included) be locked up in a central location, namely the Health Lodge.

- **Quartermaster**

The Quartermaster will issue any gear that your group might need throughout the week for cleaning or camp projects. The Quartermaster also controls access to the fuel storage area where your group must store propane and flammable fuels.

- **Swim Check**

At the waterfront, the Aquatics Director will explain rules and procedures surrounding the use of the camp swimming and boating areas. All participants who are not signed up for an aquatics merit badge should take their swim test at this time. Those participating in Aquatic Merit Badges will take their swim test on the first day of class.



CAMP POWHATAN

WEEK AT CAMP



Meals

All meals are served cafeteria style in our dining hall. We request that troops wear their Class A uniform to dinner each night.

Leader's Meeting

Following dinner, a Camp Leader's Meeting will be held at the OA Shelter located adjacent to the Parade Field. This is a very important meeting where you will be introduced to the Camp Directors, be given important information, and have an opportunity to address any concerns. Senior patrol leaders do not need to attend this meeting, they will meet later in the week.

Opening Campfire

The purpose of the opening campfire is to introduce the Powhatan Camp staff and to set a mood for the week. Units should assemble in Class A uniform at the Parade Field by 8:15 P.M.

2 Your Week at Camp *(Scheduling is subject to change)*

Daily Schedule	
7:00 a.m.	First Breakfast
7:45 a.m.	Flag Raising/Second Breakfast
8:30 a.m.	Leader's Meeting
9:00 a.m.	<ul style="list-style-type: none"> • Merit Badge Block 1 • Brownsea Island Participants meet at the Chapel for opening ceremony
10:00 a.m.	Merit Badge Block 2
11:00 a.m.	Merit Badge Block 3
12:15–1:15 p.m.	Open Lunch
2:00 p.m.	Merit Badge Block 4
3:00 p.m.	Merit Badge Block 5
4:00 p.m.	Merit Badge Block 6
5:30 p.m.	First Dinner Shift
6:15 p.m.	Dinner/Flags followed by 2nd dinner shift
7:15 p.m.	Evening Activities Begin
11:00 p.m.	Taps



CAMP POWHATAN



EVENING ACTIVITIES & SPECIAL PROGRAMS/CAMP POWHATAN

Below is a list of programs that will be offered during your week of camp. Please do not sign up for so many merit badges that you have no time to relax and enjoy all that camp has to offer. For more information on merit badges, Order of the Arrow, campsites inspections, or adult programs, please consult the Advancement section.

Pow Wow

A display of Native American dance and music is held during the Friday evening cookout.

Nature Show

Hosted by the Nature Lodge staff, the Nature Show is both entertaining and informational. Come see some of the area wildlife up close (but not too close!). You will learn about the many different snakes on our reservation, both venomous and non-venomous.

Sunrise Mike

Join us at the Scoutcraft Shelter at 0-dark-30 to take a short hike to the top of Jersey Ridge. There you can witness a beautiful sunrise over the majestic Blue Ridge Mountains.

Camp Leaders Award

Scouters can earn the Leader's Award simply by staying active with their unit throughout the week and helping out with camp operations.

Culinary Cook-off

Bring your best dish and our renowned culinary judges will determine who is the best chef in camp. Come prepared with ingredients to compete in the dessert or main dish categories.

Owl Prowl

Join the nature staff as they hike into the woods one evening in search of our elusive friends. Between the owl calls participants will learn about the characteristics and habits of our owl population.

Staff vs. Scoutmaster Volleyball Game

In true Powhatan tradition, we end the week with a high spirited, always entertaining game of volleyball between Staff and Scout Leaders.

Open Area Activities

Rifle range, shotgun range, archery range, and waterfront.

A Scout is Reverent

The Scout Law emphasizes that a Scout is Reverent. A Camp Chaplain will be conducting a non-denominational vesper service on Wednesday evening following the 2nd meal. All Scouts and leaders are encouraged to attend.



CAMP POWHATAN



OTHER INFORMATION

3 Check Out Procedures

Friday Night After the Closing Campfire and Order of the Arrow Tapout:

- Have Scouts pack all their belongings except those needed for Friday night and Saturday morning.
- Pack all troop gear.
- Check the awards packet to make sure all Merit Badge Completions and other awards are there. If something is missing or incorrect, please see the appropriate area director at the times scheduled during the Friday Leader's Meeting.
- Check your advancement packet for medical forms, camp patches, and advancement completion or partial slips before leaving camp.

Saturday Morning:

- Make a Troop Reservation for the next camping season!
- Police the campsite area and collect stray items—please leave the site better than you found it!
- Finish packing and, if using camp transportation, place the gear neatly beside the road for pickup.
- Be sure the troop site, latrine, washstand, and shower are clean before leaving camp. Show that your troop members are good campers by leaving the troop site clean for those checking in on Sunday.
- Set trash cans, with lids on, beside the road for pickup.
- Return all Quartermaster issued equipment including latrine-cleaning materials to the Quartermaster.
- Close all tent flaps.
- Complete a closing inspection with a staff member.
- Call roll or make a check to be sure that all Scouts and leaders are accounted for before leaving camp. Wait until all transportation has arrived before leaving camp.

** Note: Saturday breakfast is a non-cooked, travel style meal served 7:30–8:30 a.m.*

Have a Safe Trip Home

4 Useful Camp Information

Powhatan Camp Song

High above the Big Mack's waters
in among the trees
Floats the flag of old Camp Powhatan
waving in the breeze.
Hail to Powatan. Hail to Powhatan
with her Scouts so true.
May the spirit of Good Scouting
trail along with you.

Camp Grace for the Blue Ridge Mountains Reservation

“For this food,
and for friends and family,
for these mountains
and for all of your creation,
for life itself and for our faith
which gives life meaning,
we thank thee, oh Lord.”



CAMP POWHATAN




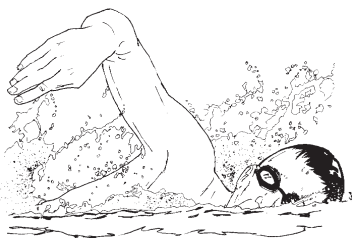
MERIT BADGE INFORMATION

Merit Badge Schedules and Sign ups

A password to access our on-line registration system will be mailed out after your troop has made its April 1st payment. Your troop will be able to register for merit badges two weeks prior to your arrival with this code. Registration will close on Friday at noon, 24 hours before you arrive at camp.

Answers to the most commonly asked questions:

1. Merit Badge sign-ups are on a first come, first served basis. The on-line system will automatically close classes when they are full.
2. Yes, the Scout must take both hours of a class consecutively if the class is scheduled for two hours. Badges which require two hours include Environmental Science, Pioneering, Horsemanship (your road travel time is a part of the two hours), Cooking, Rifle, Shotgun Shooting, Archery, and Lifesaving.
3. Kayaking, Mile Swim and BSA Snorkeling are not merit badges; they are basic skill instruction.
4. The Brownsea Island Adventure is an all day, all week program. If your Scouts want to take a variety of merit badges, they should be in the merit badge program. If your Scouts need some instruction on a few of the skills required for 1st Class, we ask that the troop contact either their Commissioner or the Scoutcraft department to arrange for some private instruction.
5. The schedule of evening events will be announced upon your arrival at camp.
6. Look at the Program section of the Leader's Guide for the prerequisites to merit badges that can be done prior to coming to camp.
7. There is a cost associated with the Horsemanship, and Climbing Merit Badges. Scouts must prepay for these badges. WCC within 20 minutes signing up.
8. Some merit badges such as Basketry, Leatherwork, and Woodcarving require additional program fees and supplies. Please refer to the Advancement Section of this guide for more information. Many of these items may be purchased at our on-line trading post before you arrive. Those not pre-purchasing materials may do so at camp in the trading post.





CAMP POWHATAN



CAMP ROSTER

Unit Number: _____ **Week Attending:** _____

	Name of Adult	Date of Birth	Address	Phone
1				
2				
	SCOUTS			
1				
2				
3				
4				
5				
6				
7				
8				
9				
10				
11				
12				
13				
14				
15				
16				

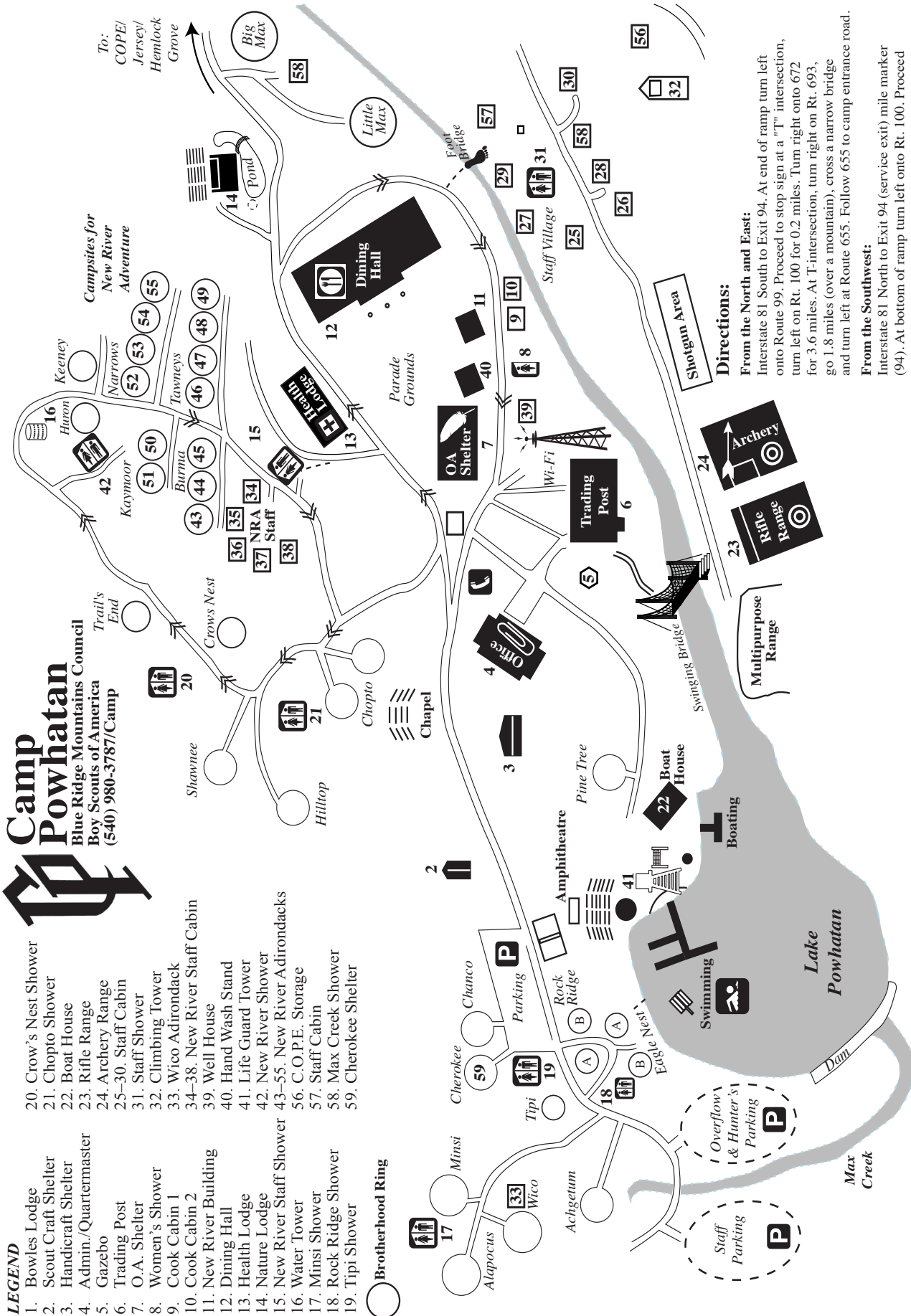
LEGEND

- 1. Bowles Lodge
- 2. Scout Craft Shelter
- 3. Handicraft Shelter
- 4. Admin./Quartermaster
- 5. Gazebo
- 6. Trading Post
- 7. O.A. Shelter
- 8. Women's Shower
- 9. Cook Cabin 1
- 10. Cook Cabin 2
- 11. New River Building
- 12. Dining Hall
- 13. Health Lodge
- 14. Nature Lodge
- 15. New River Staff Shower
- 16. Water Tower
- 17. Minsi Shower
- 18. Rock Ridge Shower
- 19. Tipi Shower
- 20. Crow's Nest Shower
- 21. Chopto Shelter
- 22. Boat House
- 23. Rifle Range
- 24. Archery Range
- 25-30. Staff Cabin
- 31. Staff Shower
- 32. Climbing Tower
- 33. Wico Adirondack
- 34-38. New River Staff Cabin
- 39. Well House
- 40. Hand Wash Stand
- 41. Life Guard Tower
- 42. New River Shower
- 43-55. New River Adirondacks
- 56. C.O.P.E. Storage
- 57. Staff Cabin
- 58. Max Creek Shower
- 59. Cherokee Shelter

Brotherhood Ring

Camp Powhatan

Blue Ridge Mountains Council
Boy Scouts of America
(540) 980-3787/Camp



Directions:

From the North and East:

Interstate 81 South to Exit 94. At end of ramp turn left onto Route 99. Proceed to stop sign at a "T" intersection, turn left on Rt. 100 for 0.2 miles. Turn right onto 672 for 3.6 miles. At T-intersection, turn right on Rt. 693, go 1.8 miles (over a mountain), cross a narrow bridge and turn left at Route 655. Follow 655 to camp entrance road.

From the Southwest:

Interstate 81 North to Exit 94 (service exit) mile marker (94). At bottom of ramp turn left onto Rt. 100. Proceed under railroad trestle to Route 672 (1st right). Turn right onto 672 and proceed as above.

2010 Camp Powhatan Merit Badge Schedule

Revised 11/12/09

Time	Nature	Handicraft	Scoutcraft	Shooting Sports	Waterfront	Health Lodge
Breakfast Shifts—7:00 a.m./7:45 a.m.						
9:00	E. Science 9–11 Forestry Nature Mammal Study Fishing	Basketry Indian Lore Leatherwork Wood Carving	Emergency Preparedness Camping Pioneering 9–11 Orienteering	Rifle 9–11 Archery 9–11 Shotgun 9–11	Lifesaving 9–11 Swimming Rowing Canoeing Kayaking Skills (not a MB)	First Aid
10:00	Nature Geology Reptile Study Space Exploration Weather	Basketry Art Leatherwork Woodcarving	Orienteering Emergency Preparedness Camping Horsemanship 10–12		Rowing Canoeing Kayaking Skills (not a MB) Swimming	First Aid
11:00	E. Science 11–2, 2–3 Fish & Wildlife Mgmt Forestry Mammal Study Fishing	Woodcarving Leatherwork Indian Lore Art	Emergency Preparedness Camping Cooking 11–3 (including lunch) Orienteering	Rifle 11–12 & 2–3 Archery 11–12 & 2–3 Shotgun 11–12 & 2–3	Swimming Rowing Canoeing BSA Snorkeling Kayaking Skills (not a MB)	First Aid Medicine MB
Open Lunch— 12:15–1:00						
2:00	Nature Forestry Fishing Reptile Study Space Exploration	Basketry Art Woodcarving Leatherwork	Emergency Preparedness Camping Wilderness Survival Pioneering 2–4		Canoeing Swimming Kayaking Skills (not a MB) BSA Snorkeling Lifesaving 2–4	First Aid Medicine
3:00	E. Science 3–5 Soil & Water Conserv. Geology Nature Space Exploration	Basketry Leatherwork Woodcarving Indian Lore	Emergency Preparedness Camping Wilderness Survival Horsemanship 3–5	Rifle 3–5 Open Archery	Swimming Canoeing Mile Swim BSA Snorkeling	First Aid
4:00	Reptile Study Mammal Study Fishing Weather Space Exploration	Leatherwork Basketry Woodcarving Art	Emergency Preparedness Camping Wilderness Survival	Open Shotgun	Open Swim/Boat (Monday–Thursday) Swimming	
Dinner Shifts—5:30 p.m./6:15 p.m.						
Climbing Merit Badge offered from 7–8 p.m.						

Evening Programs and other Merit Badges as announced...

Brownsea Island Participants spend their entire day with the Brownsea Program. They do not have the opportunity to sign up for Merit Badges.