





# TROOP 1776 -- SCOUT NOTEBOOK

## Firem'n Chit Award, Totin Chip Award, and One Match Award

<h3>FIREM'N CHIT</h3> <p>This is to certify that _____ can carry matches and build a campfire.</p> <p>He has read the fire use and safety section in the <i>Boy Scout Handbook</i>. He knows that handling matches and building fires means responsibility; and he accepts it. In consideration of the above, he is hereby granted "Firem'n Rights."</p> <p>Signed _____ Smokey </p> <p>BOY SCOUTS  OF AMERICA</p>		<h3>My Responsibility</h3> <p>I will take this card to my Scout leader, or other person designated by my leader, and show I know the following:</p> <ol style="list-style-type: none"><li>1. I have read and understand use and safety rules from the <i>Boy Scout Handbook</i>.</li><li>2. I will secure necessary permits (regulations vary by locality).</li><li>3. All flammable vegetation must be cleared at least 5 feet in all directions from fire (total 10 feet).</li><li>4. Fire must be attended to at all times.</li><li>5. Fire-fighting tools (water and/or shovel) must be readily available.</li><li>6. Fire must be cold out before it is left.</li><li>7. I subscribe to the Outdoor Code and Leave-No-Trace.</li></ol> <p>My signature _____</p> <p>34236B 1999 Boy Scouts of America</p> <p>10 9 8 7 6 5 4 3 2</p> <p>#34236B</p>  <p>7 30176 34236 8</p>
--	---	--

- I have read and understand fire use and safety rules from the BOY SCOUT HANDBOOK.
- I will secure necessary permit (regulations vary by locality).
- All flammable vegetation to be clear at least 5 feet in all directions from fire (total 10 feet).
- Fire must be attended to at all times.
- Have fire-fighting tools readily available (water and/or shovel)
- Fire to be cold out before leaving.
- I subscribe to the Outdoor Code and Leave-No-Trace.
- I realize that my "Firem'n Rights" can be taken from me if I fail in my responsibility.

(Copy this form and submit completed form to Scoutmaster for Advancement)

# TROOP 1776 -- SCOUT NOTEBOOK

## Firem'n Chit Award, Totin Chip Award, and One Match Award

# Firem'n Chit


The following quiz can be used to make sure a scout has learned everything he needs to know to earn the Firem'n Chit.

### Firem'n Chit Quiz

1. All flammable vegetation should be at least 3 feet in all directions from a fire.  
TRUE      FALSE
2. A jug of water and/or a shovel should be near a fire at all times.  
TRUE      FALSE
3. There can still be a fire if no flame or smoke can be seen.  
TRUE      FALSE
4. Using gasoline or other flammable liquid to help start a fire is alright as long as you don't add more after you have lit a match.  
TRUE      FALSE
5. It is okay to play with burning sticks as long as they are in the fire circle.  
TRUE      FALSE
6. Evidence of fires disappear in only a few days.  
TRUE      FALSE
7. In many public parks & camp grounds you may need a \_\_\_\_\_ to build a fire.
8. Sometimes it is better to use a \_\_\_\_\_ than a fire.
9. If there is not already a fire circle at a campsite then you can use a \_\_\_\_\_ or you can remove \_\_\_\_\_ when needing to build a fire.
10. Never leave a burning fire or stove \_\_\_\_\_.
11. Rocks used for a fire circle should be \_\_\_\_\_ after you are done using a fire.
12. When putting out a fire first \_\_\_\_\_ the embers then sprinkle \_\_\_\_\_ on the embers until the fire is out.
13. Always keep a campfire under \_\_\_\_\_.
14. How is it possible to tell if a fire is totally out?
15. If water is not available or is scarce what can be put on a fire to put it out?

## TROOP 1776 -- SCOUT NOTEBOOK

### Firem'n Chit Award, Totin Chip Award, and One Match Award



The TOTIN' CHIP 'rights' are given to scouts that have completed a learning process which demonstrates their ability to use 'woods tools' correctly.

The '**woods tools**' are as follows: pocketknife, camp saw, ax, hatchet, and a shovel.

The Troop provides each scout to learn the proper uses and care for each 'woods tool'. Experienced scouts teach each of the new scouts all aspects of the training required. The details of how each tools is used as well as cared for are outlined by Chapter 3 of the Scout Handbook.

**The specific requirements are:**

- ☒ **Read and understand woods tools use and safety rules from the *Boy Scout Handbook***
- ☒ **Demonstrate proper handling, care, and use of the pocketknife, ax, hatchet, saw, and shovel.**
- ☒ **Use knives, ax, and saw as tools not playthings.**
- ☒ **Knives, axes, hatchets, saws, and shovels are serious tools. They should be used only when you are willing to give them your full attention.**
- ☒ **Respect all safety rules to protect others.**
- ☒ **Respect property. Cut living and dead trees only with permission and with good reason.**
- ☒ **Subscribe to the "Outdoor Code" - Use woods tools in such a way as to leave no trace.**

## TROOP 1776 -- SCOUT NOTEBOOK

### Firem'n Chit Award, Totin Chip Award, and One Match Award

The scout is awarded his Totin' Chip card after completion of all of the requirements. Troop 1776 has also designed a special leather belt award which is presented to each scout when he completes his requirements.

**REMEMBER, that a scouts is given the right to carry and use woods tools by the Troop. He can not use the tools before he earns the right. The rights can be revoked if the scout fails to follow the requirements.**

# TROOP 1776 -- SCOUT NOTEBOOK

## Firem'n Chit Award, Totin Chip Award, and One Match Award

### SCOUT REQUIREMENTS SIGN-OFF FORM

Requirement Number	TOTIN' CHIP Requirement Description	Date of Approval	Counselor's Signature
1	Read and Understand "Woods tools" use and safety.		
1- a	Explain General chapter contents		
1- b	State the Safety (include use of Axe Yards and awareness of surroundings) <ul style="list-style-type: none"> <li>o Do's</li> <li>o Don'ts</li> </ul>		
2-a	Name the parts of : <ul style="list-style-type: none"> <li>(1) Pocketknives</li> <li>(2) Short and 3/4 Handle Axes</li> <li>(3) Saws</li> </ul>		
2-b	Demonstrate proper handling ( carrying and handing-over) of: <ul style="list-style-type: none"> <li>(1) Pocketknives</li> <li>(2) Short and 3/4 Handle Axes</li> <li>(3) Saws</li> </ul>		
2-c	Demonstrate proper care (storage, cleaning, and sharpening) of : <ul style="list-style-type: none"> <li>(1) Pocketknives</li> <li>(2) Short and 3/4 Handle Axes</li> <li>(3) Saws</li> </ul>		
2-d	Demonstrate proper use (cutting, chopping, log splitting) of: <ul style="list-style-type: none"> <li>(1) Pocketknives</li> <li>(2) Short and 3/4 Handle Axes</li> <li>(3) Saws</li> </ul>		
3	Explain why a scout must give undivided attention in the use of tools that cut.		
4	Explain when living and dead tress may be cut.		
5	Explain how these tools can be used without leaving a trace.		

(Copy this form and submit completed form to Scoutmaster for Advancement)

**TROOP 1776 -- SCOUT NOTEBOOK**  
**Firem'n Chit Award, Totin Chip Award, and One Match Award**

**Troop 1776 One Match Award**

Troop 1776 recognizes those Scouts (adults included) who demonstrate their ability to build a sustainable fire with only one match.

Building a fire is one of the most basic of outdoor skills and demonstrating this skill is encouraged by Troop 1776. No other outdoor skill stimulates camping skills and leadership to other Scouts like building a fire. This skill is also imperative in a survival situation.

Mr. Harry Schmidt carves a "One Match" neckerchief slide for those who build a fire according to the following guidelines:

1. The fire must be made on a Troop 1776 outing.
2. Fire safety and principles of "Leave No Trace" must be practiced and discussed.
3. The fire must be made from indigenous materials found in the area.
4. The scout is given only one standard kitchen match to light the fire.
5. The fire must be sustainable in its ability to burn fuel wood.
6. The fire must be extinguished.